



## SIBALIW RESEARCH STATION

In 1997, our ecological independent station was built with the objective to create a base where our organization, students, and scientists can organize and conduct their fieldwork. During our work in the Philippines, our goal is to leave behind the smallest ecological footprint possible. It is our utmost concern to retain the forest's natural condition

<https://philincon.org/research/sibaliw-station/>

<https://youtu.be/A0tDCXLY0To>

### COME AND VISIT US



We are happy to see you and welcome you to our station. It doesn't matter if you are a student, a scientist, a birdwatcher, or a traveler who got curious and wants to experience the rainforest. Please get to know us, learn about our work, or even help us by working as a volunteer.

Six single rooms with single beds are available for our guests. For more capacity, we recommend hammocks or tents. Beds can also be shared. In the case of low capacity, we will contact you and discuss our options. Our station is very simple, so we recommend a sleeping bag and/or an air mattress, as well as a mosquito net. See our [package list below](#). Our accommodation fees are lower than those of other tropical stations. [See the table below](#) for an overview of all costs together.

## OUR SUSTAINABLE STATION

It is our utmost concern to retain the forest's natural state. Therefore, we built the station with natural and **sustainable materials** i.e. from trees that were destroyed by the storm Yolanda/Hayian, with permission from the local authorities. No chemicals were used, only pressboard and anti-termite paint from Pandan for the walls. This is what the station used to look like.



Solar panels with batteries provide us with sustainable **electricity**. We are energy-efficient and require only a little electricity for energy-saving LED lamps which are used in the evening, during dinner time, or to charge phones. Hence our **CO2 emissions** are low. Only in case of emergency (when we need electricity but there has been no sun for several days), we will use a diesel generator. For cooking, we use gas, which is a necessity. It is an eco-friendlier and safer option than fire. Our solar panels are not (yet) strong enough to power an electrical stove. In the long run, however, we would like to invest in photovoltaic batteries, water turbines, and more solar panels; partly, this will be covered by an eco fee.



Our station is built next to a natural spring. Its **water** is pure and drinkable. Hence, it is used for cooking, showering (see picture), and dishwashing; long-term visitors also use it for laundry. For these purposes, non-toxic soap is available at the station. In the nutrition-low rainforest, the water works as a fertilizer, as does our sewage which is stored in a cesspit. Our plant-based toilet paper is degradable. Please bring non-toxic shampoo with you or buy it in Pandan at our head office. Our plant-based toilet paper is degradable. All this is nature-neutral due to the limited number of guests we can receive.



We don't produce much **garbage**. We reuse and recycle as much as possible. The small amounts of organic waste we produce are given to the nutrition-low rainforest ecosystem. Whatever we can't recycle at the station will be brought back to the village. In the long run, PhilinCon would like to invest in separating and recycling garbage in the village with the help of an incoming eco fee.

Any **CO2** emission we produce is **compensated** by our **tree planting program**. Every visitor to our station can also contribute by planting a tree before leaving our station. This way, you can leave something behind for future generations. You can leave your name with the tree and come back anytime you want. If you would like to see your tree growing over time, follow us on our homepage or subscribe to our newsletter.

# PRICES

The prices for your stay include a full board and our eco fee.

	full board (per night)	+	eco fee (per night)
Research students	500 ₱		Free
Scientist <sup>1</sup>	500 ₱		500 ₱
all others	500 ₱		1000 ₱



100₱ ~ 1,80€ ~ 2\$ // 500₱ ~ 9€ ~ 10\$\* (2020)

## Full board

Full board includes food: breakfast, lunch & dinner, coffee, coffeemate & brown sugar, water, toilet paper. Tea is not included. Usually, there is enough electricity for your phone, maybe even a laptop. As we depend on solar energy, we cannot guarantee to have electricity for all your electrical devices, so please use it wisely. With the eco fee, we cover repairs and preservation of the station, its facilities, and other nature conservation projects of PhilinCon.

## Eco fee

On the one hand, our **eco fee** helps us pay maintenance, such as wood that has been damaged by humidity or termites. On the other hand, it funds PhilinCon's projects, like feeding and caretaking of wildlife in our three rescue & rehab centers. We are planning new photovoltaic panels and batteries for our station as well.

## Discount

For students and scientists<sup>1</sup>, we offer a discount. They pay a reduced rate of our eco fee because they discover important scientific knowledge about the ecosystem or species and contribute in that way. You can only protect what is known.

\*All prices are in PHP (₱ Philippine peso), the exchange rates in USD & EUR are for orientation only. These may vary. The usual variation course is 50-65 PHP/EUR. Please pick up cash in Kalibo or Caticlan at the ATM. There is no international ATM in Pandan. When there are conflicting bookings, students and scientists will be prioritised.  
\*100 PHP =~ 2 USD or 1,80 EUR // 500 PHP =~ 10 USD or 9 EUR (2020)

## Contact

Book and contact us: [booking@philincon.org](mailto:booking@philincon.org) If you want to stay at our beautiful station, please check availability with us. If you have any kind of questions, just email or call us:  
[philincon@gmail.com](mailto:philincon@gmail.com), +49 (0) 176 931 013 96 Sofia, German PhilinCon-Team,  
[panaycon.philincon@gmail.com](mailto:panaycon.philincon@gmail.com), +63 (0) 912 323 6859; Rhea Santillan, Philippine PhilinCon-Team

<sup>1</sup> Discount for scientists doing research project in or about the rainforest and similar topics

## FOOD



The food costs (= full board fee) are 500 Peso for at least 3 meals a day, so really cheap. Our station staff (i.e., caretakers of the birds in rehab) will cook for you. If you want, you can cook as well. We have two cookers powered by gas. Porter will bring new food every 2-3 days.

The **food is Filipino style**: rice, noodles, vegetables, canned fish and meat, some fresh chicken and little pork, not much beef. We must inform especially the Germans: Filipinos do not eat bread and only a few potatoes.

**Mealtime changes** can be made accordingly to your needs and wishes. If you intend to miss the usual mealtime just inform our staff so they don't have to wait for you, food is always available.

**Vegetarians and vegans**: plant-based foods are possible for a small addition in food costs (~50 Peso), due to the high price for veggies and higher transportation costs.

If you have questions or special requests, please do not hesitate to contact us. We are happy to accommodate all your wishes.

## YOUR WAY TO US

The best time to enjoy the rainforest is during the dry season, i.e. between January and June.

Address: PhilinCon Office, Dioso Library Building, Pandan, 5712 Antique (P39V+84 Pandan, Antique, Philippines)

To ascend our station, you have to be physically fit or trained. The ascend will take around 4 – 6 hours and can be physically difficult. You will walk through creeks and riverbeds, walk on difficult terrain, and climb occasionally. At the same time, you will see **beautiful vegetation, waterfalls, landscapes, fungi, and animals on your way**. After your arrival at the station, you can rest and eat tasty traditional Filipino foods with the others while enjoying the great rainforest view from the window.



[https://youtu.be/OkS\\_ZjqhU8U](https://youtu.be/OkS_ZjqhU8U)

## Summary of your way

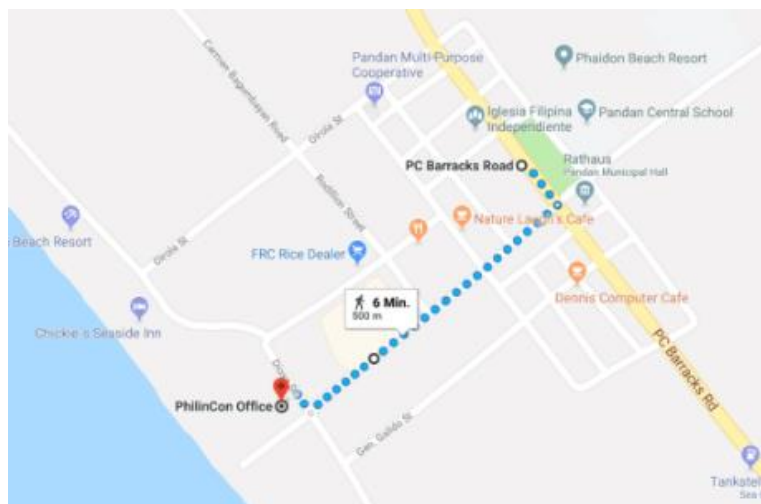
Fly to the Philippines, fly to the Island Panay. Get to 'Pandan in Antique' (there are 2 Pandans). From there Rhea, our organizer will take care of you. You will be brought to the ascending point, from where you will walk with your guide and maybe your friends or other guests to the station.

## Flight

To get to our station you will have to fly to the capital of the Philippines, Manila, and take a flight from there to Kalibo or Caticlan. Sometimes a direct flight is possible to Kalibo or Caticlan. Kalibo is the provincial capital of Aklan. Find your way from the Kalibo Airport to the Kalibo bus station. On the way, you can stop at a bank to pick up cash from an ATM.

## To Pandan Head Office

Get off the bus at Pandan People's Park or bus Terminal. Once in Pandan, make your way to the Dioso Library, our head office in the Philippines. It is a large, bright blue building behind tall gates, clearly marked with our PhilinCon sign. The PhilinCon office is in an out-building to the right once you enter the gates. The office is a 5-15 minutes' walk from the bus terminal. We recommend taking a tricycle, which will cost less than 50 PHP. There you can pay, talk through the last details, buy organic shampoo if you need, and leave bags you don't need at the station. PhilinCon Office, Dioso Library Building, Pandan, 5712 Antique.



## To Bulanao

The next or on a previously agreed day you will be picked up by tricycle at around 06:30 to drive to Bulanao (300-500 PHP), where you will sign in and pay an environmental fee of 100 PHP. From there, you will start the ascent to the station (4-6 hours).

## To Sibaliw Station

For ascending to and descending from the station, you may hire a porter to carry your luggage. This will be organized at our head office in Pandan. Please remember that your luggage must not be heavier than 18kg, and please bring a backpack, not a suitcase. Bags you don't need, you can leave at our office. You will also need a guide to show you the way to the station. The price is 275 PHP per guide/porter. You or your group need one guide and as many porters as you have luggage.

Usually, tips are given to porters and guides for hikes longer than three hours.



### Rough overview of other costs

Please find below an estimated calculation of your costs to arrive at our station from Caticlan or Kalibo airport. The prices depend on the number of people you are traveling with. Please note, that the prices are just for orientation purposes and cannot be handled as fixed prices.

A rough overview of other costs	Price in PHP
<b>Tricycle from airport to the bus terminal in Caticlan / Kalibo</b>	100
<b>Bus ticket from Caticlan / Kalibo to Pandan</b>	60 – 70
<b>Tricycle from the bus terminal in Pandan to head office of PhilinCon</b>	30 – 50
<b>Night in Pandan, Antique e.g. at Pandan Beach Resort or at Rovell's</b>	TBD
<b>Tricycle from Pandan to Bulanao</b>	300 – 500
<b>1 porter and 1 guide to the station</b>	275 + 275 = 550 + maybe tips
<b>Fees for the station, Full Board (+our Ecofee)</b>	Look at the table above
<b>Environmental fee at Bulanao to enter the Park</b>	100
<b>Daytrips with an extra Guide</b>	500

Please remember that all the costs listed above must be paid in cash and the last cash machine before arriving at our station is in Kalibo or Caticlan. Other options are, to convert cash at your home country before you leave or at Manila airport. You could also use MoneyGram or Western Union but be aware of banking fees.

## YOUR UNIQUE EXPERIENCE

If you are happy with the information provided by your guide, you are welcome to leave a tip.

All these experiences are free of charge.

## RELAXING AT THE WATERFALL

### Description


Together with our staff, you have the opportunity to walk to a waterfall. Either you can take some food from the station or your guide can provide some fresh supplies on the way to the waterfall. The waterfall is only a few meters high but feels very nice. Let the falling water massage you, chill down in the lagoon, and enjoy a refreshing bath. You won't regret it.

### Time

Before lunch, one-way 30 minutes

### Requirements

Put hiking shoes and put mosquito spray on. Take your swimming suit with you as well as a towel and a bottle of water.



## MEET AND GREET OUR BIRDS IN SANCTUARY

### Description

Twice a day at 09:00 and 14:30 our staff feed banana, papaya, and collected wild fruits to our birds in the sanctuary. Additionally, every 3 days they feed them crickets for protein balance. You can help our staff to collect and prepare the food. Our staff will take this opportunity to tell you more about the birds and their behaviour. Until the chicks are fledged the male Hornbill collects the fruits and give it immediately to his partner sitting on the nest, although there is no breeding in the sanctuary, this behaviour can still be observed.

### Time

1 hour, in the afternoon

### Requirements

Please be aware that these birds are no pets, they are wild animals. So, we recommend wearing long sleeves to avoid picking.



## A NIGHT WALK IN THE RAINFOREST

### Description


During your stay at our station, you can experience the rainforest by night. Our staff will guide you and provides explanations on the way. Go on a lookout for amazing night-active animals, i.e. butterflies, fireflies. Listen to the sound of the dark rainforest: to the tu-whit tu-whoop of an owl and the croak of the frogs. This walk is only for the brave ones amongst you, as you see in the reflection of your lamp the MANY eyes of the inhabitants of the rainforest surrounding you.

### Time

1 to 2 hours, after sunset at around 6.30 pm

### Requirements

We recommend wearing good shoes and a headlamp, maybe take your raincoat.



## BIRDING IN THE RAINFOREST

### Description

A guided walk with our staff through the rainforest. Learn more about the birds you will encounter. It's about seeing the birds, but also hearing and recognising them.

Our guides know the best places to see a variety of birds. Remember to stop often and listen to your surroundings, you might hear and see birds of prey, hornbills, owls, whipbirds, and many more.

If you are lucky you might get the chance to spot the shyest bird in the world, the negros bleeding-heart pigeon (*Gallicolumba keayi*). Keep your eyes open and your senses sharp!

### Time

1,5 to 2 hours, in the morning or late afternoon

### Requirements

Binoculars and your bird book if you have, a bottle of water, raincoat, Water-resistant shoes. We recommend long pants and a shirt. When walking in the afternoon, we recommend a headlamp. Bird books are available at our station for studying after the walk.





## Rules of conduct at our station

- Smoking only outside the station
- Dispose of your garbage at the station, not in the nature
- Don't take anything from nature, but pictures. Don't leave anything behind, but memories.
- Respect the wildlife
- Keep a distance from the wildlife, do not disturb it in his natural behaviour, but be carefully curious and fascinated
- Do not feed wildlife or leave food or scraps lying around
- Use electricity wisely
- Don't leave without a guide/station staff and proper equipment, or at least please inform our station staff before leaving the station for a walk. Never leave the station alone if you are out for several hours. Inform the staff if you intend to come back later than the usual/agreed mealtimes.
- Do not disturb or pollute lakes, streams, rivers, or other water bodies
- Do not take souvenirs, whether man-made, biological, or geological items, including feathers, bones, eggs, vegetation, soil, rocks, meteorites, or fossils. Please don't buy any illegal souvenirs in Boracay like monkey skulls.

## Packing list

- Water permeable **sports shoes** are good for hiking to the Station (you will cross a few creeks/rivers, so your feet might get wet)
- Thongs are a nice-to-have for and around the station and the shower.
- **Hiking Shoes** are good for the rainforest, but not a necessity.
- **Synthetic**, fast-drying **clothing** is recommended (but it may get stained from plants saps, etc.)
- We recommend using old clothing, as they can get dirty during your stay. Please don't buy new clothes.
- Short **pants** and one pair of long pants
- **Jumper**, after sunset at 6 pm and during rainfalls, it can get chilly ~15°C
- **Raincoat** or Poncho are a nice-to-have, for walking in rain (to the toilet)
- Non-toxic **shampoo**, which you can buy on the internet, in the shops or at our office.
- **Sleeping bag**, sleeping or air mattress, mosquito net
- Traveling **medicine**
- You don't need sunscreen

### **For a longer stay**

- **Headlamp** with red light for fewer bugs and if possible, but not necessarily a second lamp. It is dark after around 7 pm.
- **Towel**, you could buy it in Pandan
- **Hammock**, if you want to relax and experience the peace and joy of the rainforest
- **Anti-mosquito** spray or cream, you can also buy it in Pandan. The station provides mosquito coils, but usually that is not a big issue. Good insect repellent also helps against leeches which are usually not a problem.
- Rubber boots are a nice to have if you want to stay longer. Usually, there is one large pair at the station.
- **Waterproof bags** for phone, and other electricals, so the humidity impact is reduced. Silica gel and an airtight box are recommended for keeping technical gear dry during longer stays.
- You are welcome to donate your equipment if you don't need it anymore. The staff or rangers are always happy.

## Visa

In the link below, you find a list of all nationals, which can stay up to 30 days without a visa in the Philippines. If you want to stay longer, please contact your embassy.

<http://www.philippine-embassy.de/bln/images/ConsularSection/VisaServices/pdf/countries%20whose%20nationals%20may%20enter%20the%20philippines%20visa.pdf>

Germans can stay without a visa for up to 30 days. If you want to stay up to 59 days, you need to request a visa in the Philippines, e.g. on Boracay or Kalibo. Therefore you need:

- Your original passport
- The filled-out form and a photo
- Copy of both your flight tickets
- ~27€ cash in cash (price April 2020)
- A prepaid reply envelope for 3,95€ (price April 2020)

For more information please see the link: <http://philippine-embassy.de/wp-content/uploads/2014/01/Touristervisum-PHL.pdf>

## Insurance

Please make sure you have travel insurance and a legal liability insurance before you arrive. We cannot be held liable for accidents, illness, equipment damage, or theft during your stay.

## Things to do around Pandan and Panay

Here are some other recommendations for activities to do in the area. We cannot be held accountable.

Things around Pandan:

- our Mag-aba Rehab Station
- Malumpati Cold Spring Pool
- Phaidon Beach Resort
- Diving
- Dioso Farm
- Beaches, Ocean and great views
- Fiesta Pandan Party in April

Things on Panay:

- Boracay
- Gigantes Island
- Sicogon Island
- Iloilo
- Tibiao canoeing & Hot tub

For more Pictures see our Page <https://phillincon.org/research/sibaliw-station/>

**We are looking forward  
to welcoming you to our Station!**